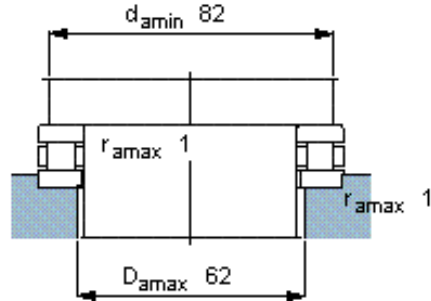
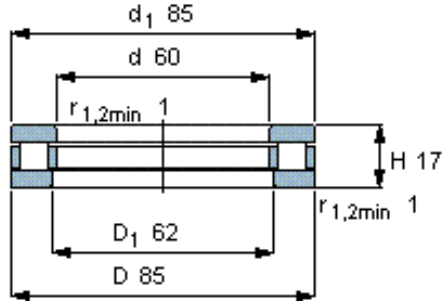
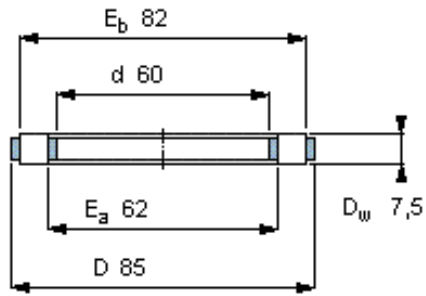


Principal dimensions			Basic load ratings		Speed ratings		Designations	
d	D	H	dynamic C	static C0	Reference speed	Limiting speed	Complete bearing	Roller and cage thrust assembly
mm			kN		r/min		-	
60	85	17	80	300	1800	3600	81112 TN	K 81112 TN

Complete bearing



Roller and cage thrust assembly



K 81112 TN

Mass kg 0,082

Appropriate components

Shaft washer
WS 81112

Housing washer
GS 81112

Universal washer
LS 6085

